

## **Anbauanleitung Seilwindenanbausatz** *Fitting instruction winch mounting kit* **Toyota J 7 ab Bj. 2007**

**Best.-Nr.: 16 - 590**

**AL: 1191 – 00**




**Hier sehen sie den fertig montierten Seilwindenanbausatz.  
Bevor sie mit der Montage beginnen lesen sie bitte diese Anleitung  
und das Benutzerhandbuch der Seilwinde gut durch.**

*In the picture above you see the ready installed mounting kit.  
Before you start fitting, please read and understand this instruction manual  
and the owners manual of the winch.*

**Stückliste** *Parts list*

**Seilwindenanbausatz / Winch mounting kit** **Toyota J7-07**

**Best.nr.: 16 - 590**





1 x Seilwindenträger ( A )  
1 x Schaltkastenhalter ( B )



1 x Anleitung AL 1191


2 x Schraube M 10 x 20  
2 x Federring M 10  
2 x U – Scheibe M 10



4 x Schraube M 6 x 20  
4 x Federring M 6  
6 x U – Scheibe M 6 x 20















11



12



