


Einbauanleitung Windenaufnahme Anhängerkupplung *Fitting Instruction winch mount towing hitch* VW Amarok

Best.-Nr.: 16 – 2151 VW

AL: 2002 – 01

Stückliste / *Parts list*



1 x 16 -218 Halter für Stecker-Highline Modell (**A**)

1 x 6000 mm 35² Kabel rot mit
1 x Rohrkabelschuh 6 mm
1 x 3000 mm Schutzrohr

} (**B**)

1 x 1000 mm 35² Kabel schwarz mit
1 x Rohrkabelschuh 6 mm

} (**C**)

1 x 1- 22680 Stecker (**D**)

1 x 1- 25933 Abdeckung f. Stecker (**E**)


1 x Multi Mount Adapter 16 - 2151 (**F**)

2 x Einnietmutter M 6 (für *Standard Modell*)

2 x Schraube M 6 x 35
2 x U- Scheibe M 6
2 x Federring M6
2 x Mutter M 6

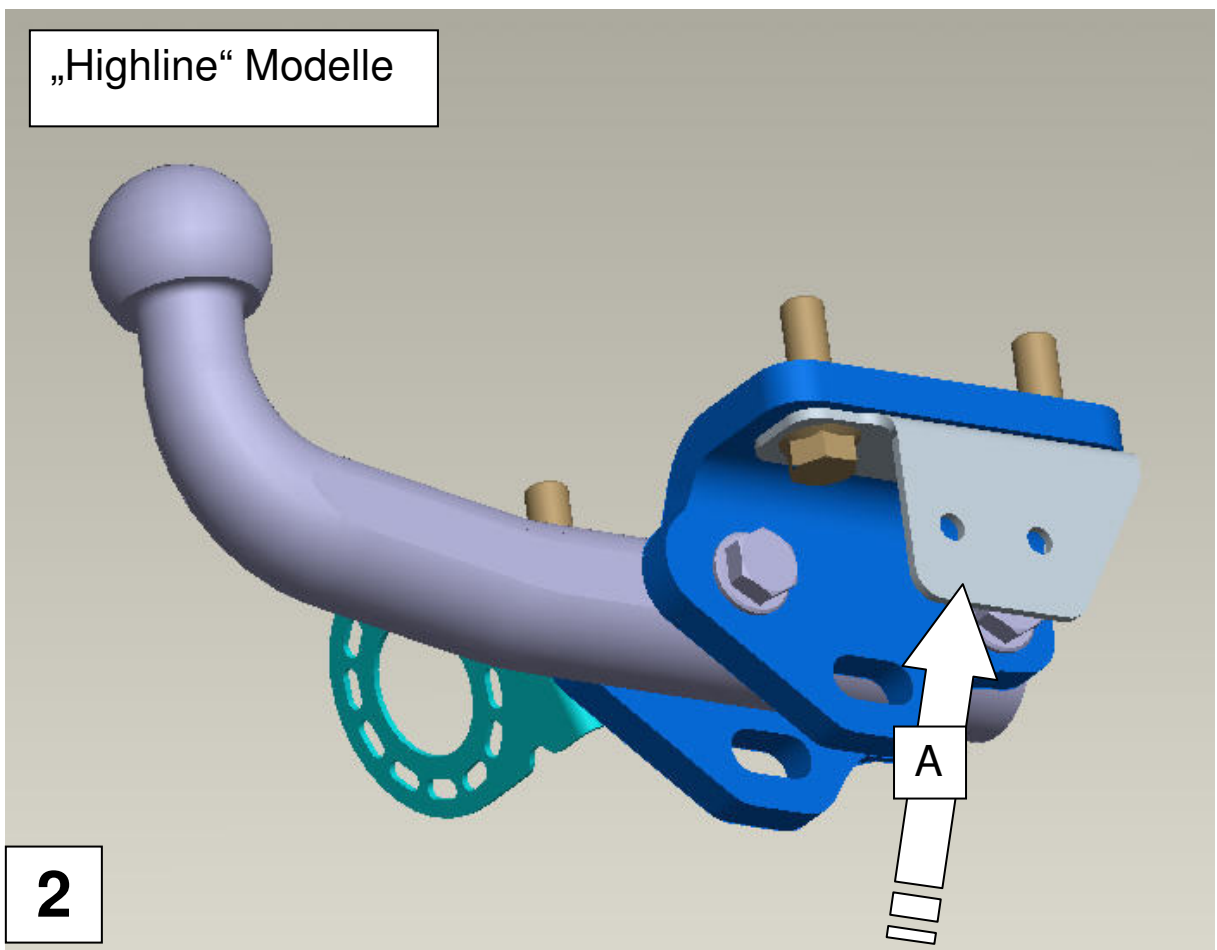
1 x Anleitung AL 2002

„Highline“ Modelle

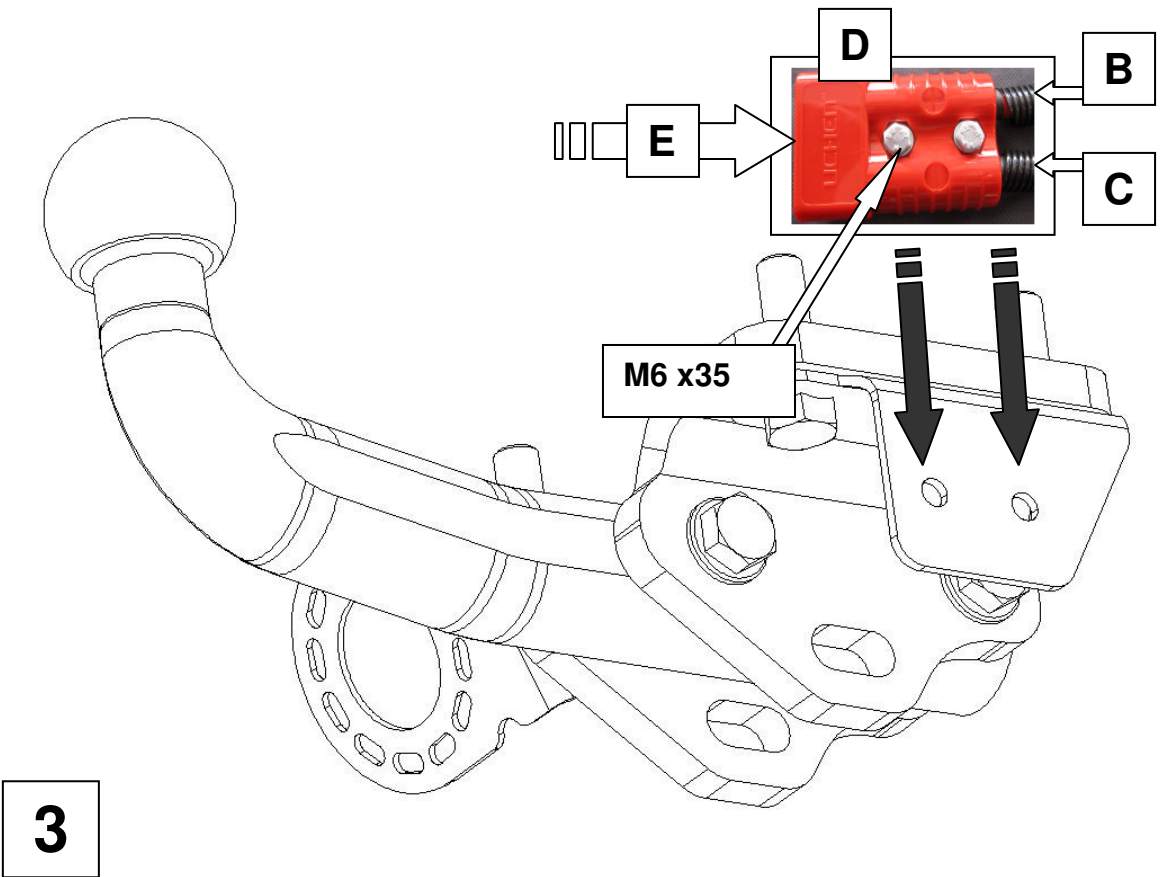


1


„Highline“ Modelle



2



3



4

„Standard“ Modelle

Einnietmutter/
rivet nut M 6

35 mm

30 mm

190 mm

5

„Standard“ Modelle

E

D


M6 x35



C


B

Kabel (B) am Pluspol
der Batterie
anschießen !
*Connect cable (B) to the
plus-pole of the battery !*

6







11



12



13