




**SIDE BARS - 3" ROUND AND 4" OVAL  
07 JEEP WRANGLER 2 DOOR  
PART NUMBER 11591.07 and 11593.07**

**PARTS LIST**

- |   |                          |
|---|--------------------------|
| 1 Driver Side Bar                           | 4 10mm Lock Washers      |
| 1 Passenger Side Bar                        | 4 10mm Fender Washers    |
| 1 Passenger Side Front Mounting Bracket (B) | 8 8mm X 20 Hex Bolts     |
| 1 Passenger Side Rear Mounting Bracket (D)  | 8 8mm Lock Washers       |
| 1 Driver Side Front Mounting Bracket (A)    | 8 8mm Flat Washers       |
| 1 Driver Side Rear Mounting Bracket (C)     | 6 6MM X 25MM Allen Bolts |
| 1 4mm Allen Tool                            | 6 6MM Nylock Nuts        |
| 4 10mm X 25mm Hex Head Bolts                | 12 6MM Fender Washers    |
| 4 10mm Nut Plates                           |                          |




**PROCEDURE:**

- 1. REMOVE CONTENTS FROM BOX. VERIFY ALL PARTS ARE PRESENT. READ INSTRUCTIONS CAREFULLY.**
- Insert a nut plate into the frame opening on the front driver side with the nut facing up (Figure 1).
- Locate two factory holes on the front driver side pinch weld. Attach the Front Driver Side Mounting Bracket to the pinch weld using the included (2) 6-1.00mm x 25mm Allen Bolt, (2) 6mm Nylock Nut, and (4) 6mm Fender Washers (Figure 2). Do not tighten at this time.
- Attach the Front Driver Side Mounting Bracket to the side panel using the included (1) 10-1.50mm x 35mm Hex Head Bolt, (1) 10mm Lock Washer, and (1) Fender Washer (Figure 2). Do not tighten at this time.
- Repeat steps 2 & 4 for rear driver side, front and rear passenger side Mounting Brackets. **NOTE:** You will only use (1) 6-1.00mm x 25mm Allen Bolt to attach both rear brackets to pinch weld (Figure 3).
- Position Driver Side Bar onto brackets. Attach Side Bar to Mounting Brackets using the included (4) 8-1.25mm x 25mm Hex Head Bolt, (4) 8mm Lock Washers, and (4) 8mm Fender Washers (Figure 4). Do not tighten at this time.
- Level and adjust Side Bar and Brackets, then tighten all hardware at this time.
- Repeat steps 6 & 7 for Driver Side Bar.
- Do periodic inspections to the installation to make sure that all hardware is secure and tight.




**Figure 1**

- Nut Plate**
- (2)6mm x 25mm Allen Bolts, (4)6mm Fender washers, & (2)6mm Lock Washers**
- (1)10mm x 25mm Hex Head Bolt, (1)10mm Fender washer, & (1)10mm Lock Washer**



**Figure 2**

Rear Driver Side Shown



(1)10mm x 25mm  
Hex Head Bolt,  
(1)10mm Fder  
washer, & (1)10mm  
Lock Washer

(1)6mm x 25mm  
Allen Bolt, (2)6mm  
Fender Washer, &  
(1)6mm Lock  
Washer

8mm x 20mm Hex  
Head Bolts, 8mm  
Fender washers, &  
8mm Lock

Figure 3




Figure 4



**LIMITED 6 MONTH – OR 6,000 MILE WARRANTY**  
Applies to Rugged Ridge by Omix-ada Inc. Products

Rugged Ridge Off Road (the Company) warrants to the original purchaser of this product that should the product or any part thereof, under normal use and conditions, be proven defective in material or workmanship within 6 months – or 6,000 miles (which ever comes first) from the date of original purchase, such defect(s) will be repaired or replaced or credited at the Company's sole option.

To obtain repair or replacement within the terms of this Warranty, the product is to be delivered with proof of warranty coverage (e.g. Dated bill of sale), specification of defect(s) to the place of purchase or, with prior approval from the Company (Return Authorization Number is required), freight pre-paid to the Company address listed below.

This warranty does not apply to any product or part thereof which, in the opinion of the Company, has suffered or been damaged through alteration, improper installation, mishandling, misuse, neglect, accident or by acts of nature. THE EXTENT OF THE COMPANY'S LIABILITY UNDER THIS WARRANTY IS LIMITED TO THE REPAIR OR REPLACEMENT PROVIDED ABOVE AND, IN NO EVENT, SHALL THE COMPANY'S LIABILITY EXCEED THE PURCHASE PRICE PAID BY PURCHASER FOR THE PRODUCT.

This Warranty is in lieu of all express warranties or liabilities. ANY IMPLIED WARRANTIES, INCLUDING ANY IMPLIED WARRANTY OF MERHCHANTABILITY, SHALL BE LIMITED TO THE DURATION OF THIS WRITTEN WARRANTY. ANY ACTION FOR BREACH OF ANY WARRANTY HEREUNDER INCLUDING ANY IMPLIED WARRANTY OF MERCHANTABILITY MUST BE BROUGHT WITHIN THE PERIOD OF 90 DAYS FROM DATE OF ORIGINAL PURCHASE.

IN NO CASE SHALL THE COMPANY BE LIABLE FOR ANY CONSEQUENTIAL OR INCIDENTAL DAMAGES FOR BREACH OF THIS OR ANY OTHER WARRANTY, EXPRESS OR IMPLIED, WHATSOEVER. No person or representative is authorized to assume for the Company any liability other than expressed herein in connection with the sale of this product.

Some States do not allow limitations on how long an implied warranty lasts or the exclusion or limitation of incidental or consequential damage, so the above limitations may not apply to you. This warranty gives you specific legal rights and you may also have other rights, which vary from state to state.

Omix-ada Inc.  
460 Horizon Dr. Suite 400  
Suwanee, Georgia 30024