



Anbauanleitung Seilwindenanbausatz Jeep Wrangler JK (EU-Version)



Best.-Nr.: 16 – 660



AL: 1170 – 00







Hier sehen sie den fertig montierten Seilwindenanbausatz.
Bevor sie mit der Montage beginnen, lesen sie bitte diese Anleitung
und das Benutzerhandbuch der Seilwinde gut durch.





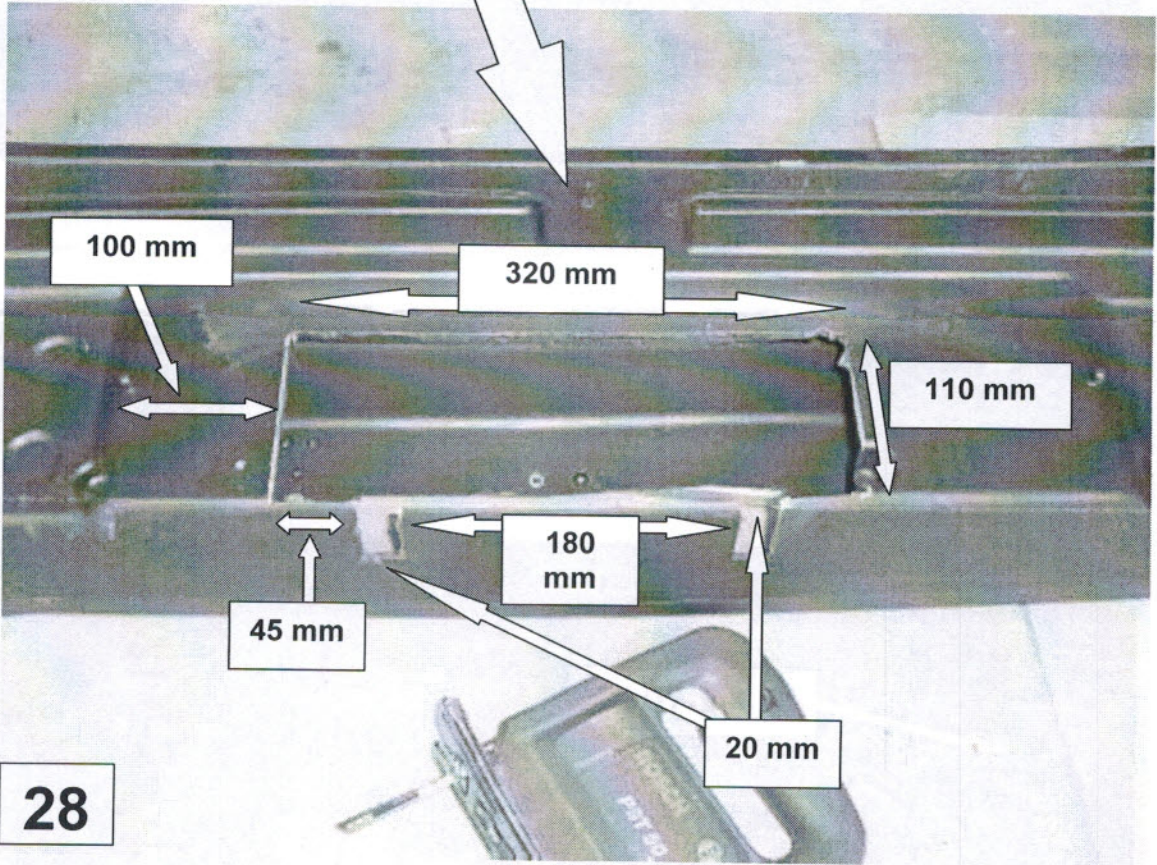
























33




34








37






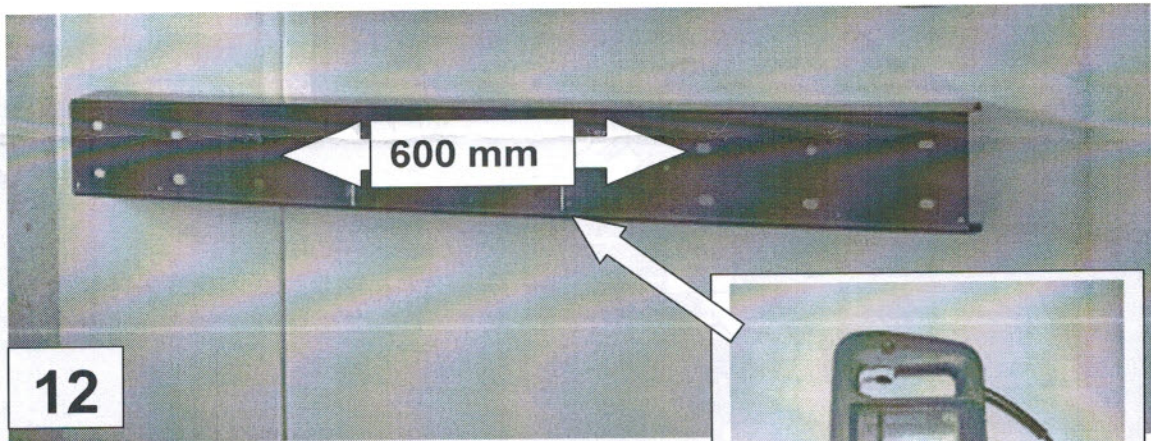

38



















Stückliste
Seilwindenanbausatz Jeep Wrangler KJ
Best.nr.: 16 – 660



2 x Gewindeplatte (A)
 1 x Seilwindenaufnahme (B)
 1 x Schaltkastenhalter (C)

1 x Abdeckblech (D) f. US – Modell

1 x Schablone (E) f. Europamodelle
 1 x Kennzeichenbefestigung (F) f. Europamodelle
 2 x Scharnier f. Europamodelle

1 x Gutachten
 1 x Anleitung AL 1170 und AL 1071

2 x Imbusschraube M 12 x 30
 4 x Schraube M 12 x 30
 4 x Federring M 12
 4 x U – Scheibe M 12
 2 x Mutter M 12

2 x Schraube M 10 x 30
 2 x U – Scheibe M 10
 2 x Federring M 10

2 x Schraube M 6 x 20
 2 x U – Scheibe M 6 x 20
 2 x Federring M 6

3 x Schraube M 5 x 10
 3 x U- Scheibe M 5
 3 x Federring M 5

10 x Senkkopfschraube M 4 x 10
 10 x U - Scheibe M 4
 10 x Federring M 4
 10 x Mutter M 4